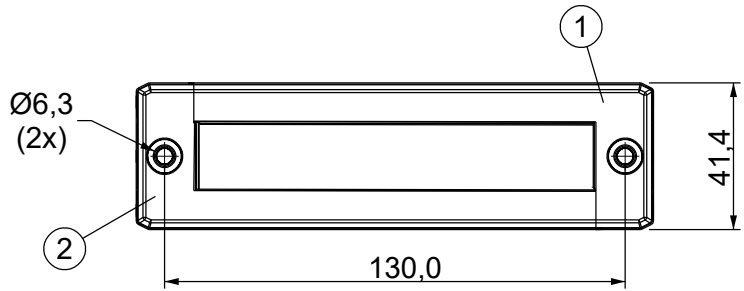
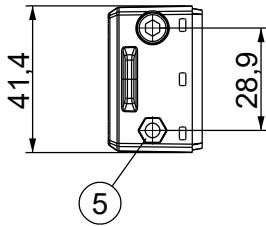

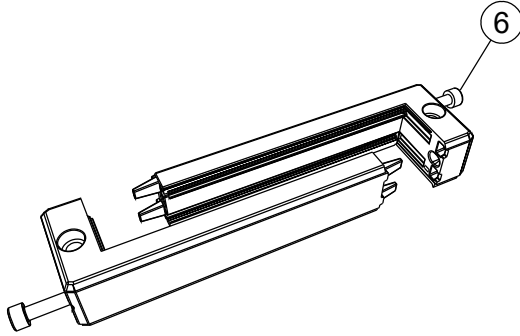

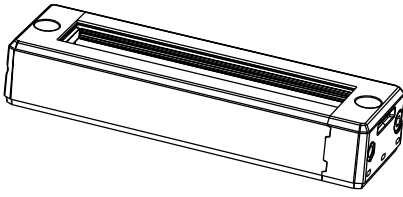


| REVISIONS | | | |
|-----------|-------------|------|----|
| REV | DESCRIPTION | DATE | BY |
| | | | |
| | | | |

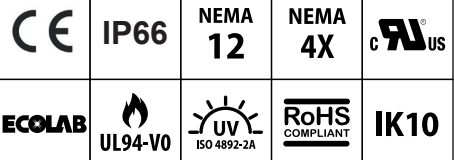



| Id | Description | Material | Q.ty |
|----|------------------------|----------|------|
| 1 | Top | PP + GF | 1 |
| 2 | Bottom | PP + GF | 1 |
| 3 | Gasket Top | TPE | 1 |
| 4 | Gasket Bottom | TPE | 1 |
| 5 | Nut | SS304 | 2 |
| 6 | Scre Hex M5x0.8 L=140w | SS304 | 2 |



Flammability: UL94-V0, self-extinguishing
Temperature: -40°C ... +155°C
Properties: halogen-free, silicone-free

Recommended cut-out:
112 x 18 mm



TITLE **DIVISIBLE CABLE ENTRY SYSTEM**

MATERIAL SEE ABOVE DATE 22/03/2024

DRAWN E.B.

PART NUMBER 18990FG01 DRAWING NUMBER 24/03/22.18990.E

COLOR BLACK CHECK

SIZE A4 SCALE 1:2 UNIT mm. REV A

UNLESS OTHERWISE SPECIFIED TOLERANCE SEE ABOVE APPROVED