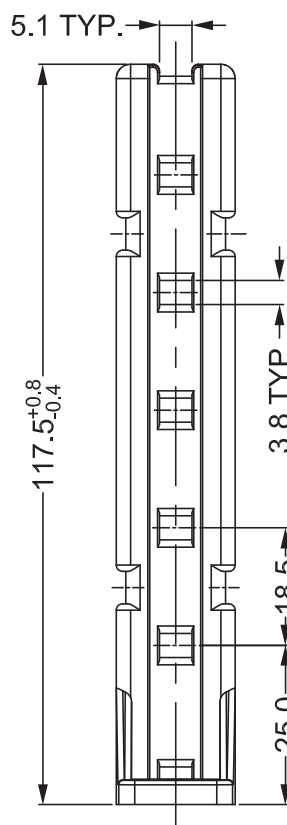
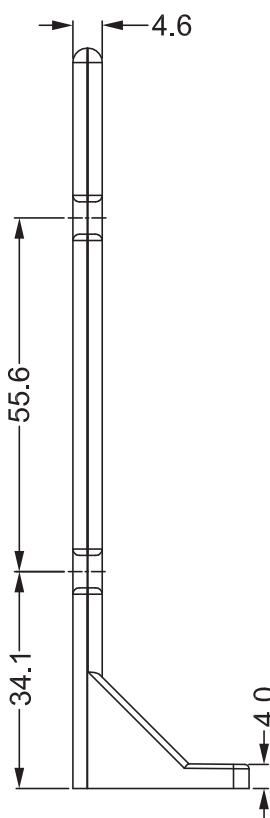
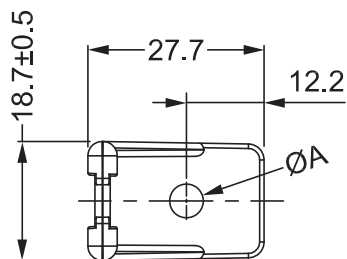


| DIMENSION | TOLERANCE |
|-------------------|------------|
| $L \leq 4$ | ± 0.10 |
| $4 < L \leq 15$ | ± 0.20 |
| $15 < L \leq 50$ | ± 0.30 |
| $50 < L \leq 100$ | ± 0.40 |

| REVISIONS | | | |
|-----------|-------------|------|----|
| REV | DESCRIPTION | DATE | BY |
| | | | |
| | | | |



| P/N | ØA | SCREW SIZE |
|-----------|-----|------------|
| 12977AA00 | 5,3 | #10 (M5) |
| 12978AA00 | 6,4 | 1/4 (M6) |



| | | | |
|--------------------------------------|-------|------------------------------------|------------|
| TITLE | | SCREW MOUNT FLAT TIE HOLDER | |
| MATERIAL | | PA 66 V2(UL94) | DATE |
| | | | 18/06/2019 |
| | | DRAWN | R.F. |
| COLOR | | NATURAL | |
| CHECK | | | |
| PART NUMBER | | DRAWING NUMBER | |
| SEE TABLE | | 19.06.18.1297X.0.E | |
| SIZE | SCALE | UNIT | REV |
| A4 | NTS | mm. | A |
| UNLESS OTHERWISE SPECIFIED TOLERANCE | | SEE ABOVE | |
| APPROVED | | | |